



SPARTA

STRONG
WINDOWS
& DOORS.
STRONGER
VALUE.

IMPACT-RESISTANT WINDOWS & DOORS



NOW YOU CAN.

STRONG IN CONSTRUCTION.

Built for heavy impact.

STRONG IN AFFORDABILITY.

A smart price for an quality product.

STRONG IN REPUTATION.

Quality that CGI® customers rely on.



SPARTA





SPARTA HORIZONTAL ROLLER HR4110A

CGI STRENGTHENS HOMES, AGAIN.

PROTECTION. FOR ALL.

CGI® has long been on the forefront of protection. To better meet the needs of all of our customers, we are proud to offer Sparta, our value-custom impact-resistant window and door line. Now you can be protected from the storm. Be impact-resistant. All at a price that makes it easier than ever.



QUALITY

We create exceptionally built doors and windows. No corners cut. Ever.



PASSION

We have a passion for our products, for our partnerships, and for protecting those who rely on our products.



WARRANTY PROTECTION

We're so confident in our product, we offer a limited but comprehensive warranty to protect your investment.

SPARTA SLIDING GLASS DOOR SGD4130A & PICTURE WINDOW PW4120A



SPARTA PRODUCT FEATURES

- Powder-coated white or bronze finish
- Monolithic laminated glass – clear, gray, bronze, white interlayer, mist (pattern 62), high-performance energy coatings
- Stainless-steel assembly screws
- 2" frame depth
- 1/2" front flange
- Design pressures up to +55/-65 PSF
- Exterior glazed
- Easy to install
- Florida Product Approval-HVHZ
- Muntin types/configurations:
 - CGI surface applied (low profile | exterior and flat bar interior)
 - Standard patterns



PROTECTING YOUR INVESTMENT.

Sparta products are backed by some of the best warranties in the industry, including:


- A 10-year warranty on the frame and component parts
- A 5-year warranty on the laminated glass units
- A one-time transfer of warranty coverage to a new residential homeowner



SLIDING GLASS DOOR
SGD4130A

- White
- Gridless
- Clear





SPARTA SINGLE HUNG WINDOW SH4100A



SINGLE HUNG SH4100A

PRODUCT FEATURES

- 5/16" Laminated glass:
 - 1/8" Annealed – 0.090 PVB – 1/8" annealed
 - 1/8" Heat strengthened – 0.090 PVB – 1/8" heat strengthened
- Standard or Proview (Oriol) sash styles
- Maximum flange size: 53 1/8" x 78"
- Block and tackle balances
- Traditional sweep lock or bottom lock option available
- Gasket seals at frame corners
- Optional integral fin frame

COMMODITY FLANGE* SIZES

HEIGHT	WIDTH			
	19 1/8"	26 1/2"	37"	53 1/8"
26"	12	H32	22	32
38 3/8"	13	H33	23	33
50 5/8"	14	H34	24	34
59 1/2+"	14EH	H34EH	24EH	34EH
63"	15	H35	25	35
76"	16	H36	26	36

EGRESS KEY

Egress is 5.0 SF or greater

Egress is 5.7 SF or greater

MODULAR FLANGE* SIZES

HEIGHT	WIDTH				
	24"	32"	40"	44"	48"
26"	2022	2822	3422	3822	4022
38 3/8"	2033	2833	3433	3833	4033
50 5/8"	2043	2843	3443	3843	4043
63"	2053	2853	3453	3853	4053
76"	2064	2864	3464	3864	4064

NFRC CERTIFIED ENERGY VALUES					GRIDS		
Laminated		U Factor	SHGC	VT	U Factor	SHGC	VT
5/16	Clear	1.02	.63	.72	1.02	.57	.64
5/16	Gray	1.02	.52	.48	1.02	.47	.43
5/16	Bronze	1.02	.55	.53	1.02	.50	.48
5/16	Mist	1.02	.63	.72	1.02	.57	.64
5/16	Clear Energy Coating	1.03	.29	.50	1.03	.27	.45
5/16	Gray Energy Coating	1.03	.25	.34	1.03	.23	.30
5/16	Bronze Energy Coating	1.03	.26	.38	1.03	.24	.34
5/16	Mist Energy Coating	1.03	.29	.50	1.03	.26	.45

* Flange sizes shown. Integral Nail Fin and Equal Leg frame, deduct 1" from both width and height.



HORIZONTAL ROLLER HR4110A

PRODUCT FEATURES

- 5/16" Laminated glass:
 - 1/8" Annealed – 0.090 PVB – 1/8" annealed
 - 1/8" Heat strengthened – 0.090 PVB – 1/8" heat strengthened
- 2- and 3-lite configurations
- Max sizes:
 - XO: 74" x 63"
 - XOX 1/3-1/3-1/3: 111" x 63"
 - XOX 1/4-1/2-1/4: 111" x 63"
- Adjustable brass rollers
- Gasket seals at frame corners
- Standard weep covers

COMMODITY FLANGE* SIZES (XOX configurations also available)

SIZE CODES	WIDTH			
HEIGHT	26 1/2"	37"	53 1/8"	74"
26"	H32	22	32	D22
38 3/8"	H33	23	33	D23
50 5/8"	H34	24	34	D24
63"	H35	25	35	D25

MODULAR FLANGE* SIZES (XOX configurations also available)

SIZE CODES	WIDTH							
HEIGHT	24"	36"	48"	54"	60"	66"	72"	74"
24"	2020	3020	4020	4620	5020	5620	6020	6220
26"	2022	3022	4022	4622	5022	5622	6022	6222
36"	2030	3030	4030	4630	5030	5630	6030	6230
36 3/8"	2033	3033	4033	4633	5033	5633	6033	6233
48"	2040	3040	4040	4640	5040	5640	6040	6240
50 5/8"	2034	3043	4043	4643	5043	5643	6043	6243
54"		3046	4046	4646	5046	5646	6046	6246
60"	2050	3046	4050	4650	5050	5650	6050	6250
63"	2043	3053	4053	4653	5053	5653	6053	6253

NFRC CERTIFIED ENERGY VALUES					GRIDS		
Laminated		U Factor	SHGC	VT	U Factor	SHGC	VT
5/16	Clear	1.05	.62	.72	1.05	.56	.63
5/16	Gray	1.05	.52	.47	1.05	.46	.42
5/16	Bronze	1.05	.54	.53	1.05	.49	.47
5/16	Mist	1.05	.62	.71	1.05	.56	.63
5/16	Clear Energy Coating	1.05	.29	.49	1.05	.26	.44
5/16	Gray Energy Coating	1.05	.25	.33	1.05	.22	.30
5/16	Bronze Energy Coating	1.05	.26	.37	1.05	.23	.33
5/16	Mist Energy Coating	1.05	.29	.49	1.05	.26	.44


* Flange sizes shown. Integral Nail Fin and Equal Leg frame, deduct 1" from both width and height.



PICTURE WINDOW/ ARCHITECTURAL PW/AR4120A

PRODUCT FEATURES

- 7/16" Laminated glass:
 - 3/16" Annealed – 0.090 PVB – 3/16" annealed
 - 3/16" Heat strengthened – 0.090 PVB – 3/16" heat strengthened
- Max size: 32 sq. ft. – 48" x 96"
- Silicone-sealed corners
- Architectural shapes:
 - Half Circle
 - Eyebrow
 - Half Eyebrow
 - Arch
 - Trapezoid
- Optional integral fin frame



**HALF
CIRCLE**

EYEBROW

**HALF
EYEBROW**

ARCH

TRAPEZOID

PW4120A FIXED LITE

TYPE	WIDTH	HEIGHT		WIDTH	HEIGHT
Min Flange size	14 1/4	11 1/4	OR	11 1/4	14 1/4
Max Flange size	48	96	OR	96	48
Min Integral Fin size	13 1/4	10 1/4	OR	10 1/4	10 1/4
Max Integral Fin size	47	95	OR	95	47

AR4120A

TYPE	Min Flange Size			Max Flange Size		Min Flange Size			Max Flange Size	
	W	H	Leg Height	W	H	W	H	Leg Height	W	H
Half-Circle	24	12		96	48	23	11		95	47
Eyebrow (Arch Top Fixed)	24	12	6	48	96	23	11	5	47	95
Half-Eyebrow (Half-Arch)	14 1/4	14 1/4	8	48	96	13 1/4	13 1/4	7	47	95
Arch (Tombstone)	24	18		48	96	23	17		47	95
Trapezoid	14 1/4	12	6	48	96	13 1/4	11	5	47	95

NFRC CERTIFIED ENERGY VALUES					GRIDS		
Laminated		U Factor	SHGC	VT	U Factor	SHGC	VT
7/16	Clear	1.01	.68	.72	1.01	.61	.72
7/16	Gray	1.01	.53	.47	1.01	.48	.41
7/16	Bronze	1.01	.56	.53	1.01	.51	.47
7/16	Mist	1.01	.68	.71	1.01	.61	.72
7/16	Clear Energy Coating	1.01	.33	.49	1.01	.30	.50
7/16	Gray Energy Coating	1.01	.27	.33	1.01	.25	.29
7/16	Bronze Energy Coating	1.01	.28	.37	1.01	.26	.32
7/16	Mist Energy Coating	1.01	.33	.49	1.01	.30	.50

STRENGTH. BUILT FOR THOSE WHO KNOW.

Our Sparta line gives homeowners the peace of mind of protection, without compromising value. It provides the best of all worlds: Strength. Style. Value. No compromises.



SPARTA HORIZONTAL ROLLER HR4110A, SINGLE HUNG WINDOW SH4100A, PICTURE WINDOW PW4120A, AND SLIDING GLASS DOOR SGD4130A



SLIDING GLASS DOOR

SGD4130A

PRODUCT FEATURES

- Extruded screens
- Aluminum extruded square bead
- Design pressures: +55/-65
- Max panel size: 4' x 8'
- Nominal frame depth:
 - 2-track: 5"
 - 3-track: 7"
- 7/16" Laminated glass:
 - 3/16" Annealed – 0.090 PVB – 3/16" annealed
 - 3/16" Heat strengthened – 0.090 PVB – 3/16" heat strengthened

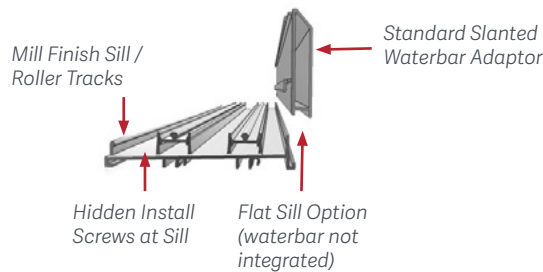
COMMON SIZES

2P2T CONFIGURATION					3P2T CONFIGURATION			
SIZE CODES	WIDTH				SIZE CODES	WIDTH		
HEIGHT	48"	60"	72"	96"	HEIGHT	91"	109"	145"
80"	4068	5068	6068	8068	80"	7668	9068	12068
84"	4070	5070	6070	8070	84"	7670	9070	12070
96"	4080	5080	6080	8080	96"	7680	9080	12080

3P3T CONFIGURATION				4P2T CONFIGURATION			
SIZE CODES	WIDTH			SIZE CODES	WIDTH		
HEIGHT	87 11/16"	105 11/16"	141 11/16"	HEIGHT	118 5/8"	142 5/8"	190 5/8"
80"	7668	9068	12068	80"	10068	12068	15068
84"	7670	9070	12070	84"	10070	12070	15070
96"	7680	9080	12080	96"	10080	12080	15080

NFRC CERTIFIED ENERGY VALUES					GRIDS		
Laminated		U Factor	SHGC	VT	U Factor	SHGC	VT
7/16	Clear	1.03	.54	.62	1.03	.41	.46
7/16	Gray	1.03	.42	.35	1.03	.32	.26
7/16	Bronze	1.03	.45	.41	1.03	.34	.30
7/16	Mist	1.03	.54	.62	1.03	.41	.46
7/16	Clear Energy Coating	1.03	.27	.43	1.03	.21	.33
7/16	Gray Energy Coating	1.03	.22	.25	1.03	.18	.19
7/16	Bronze Energy Coating	1.03	.23	.28	1.03	.18	.21
7/16	Mist Energy Coating	1.03	.27	.43	1.03	.21	.33

SILL DETAILS



SPARTA SLIDING GLASS DOOR SGD4130A

BE PREPARED.

NOW YOU CAN.

At CGI®, it is part of our mission to help keep our neighbors safe. With CGI Sparta, we are proud to provide more access to quality windows and doors.



SPARTA

LEARN MORE AT: [CGIWINDOWS.COM/SPARTA](https://www.cgiwindows.com/sparta)



INVENT. BUILD. DELIVER.

A national manufacturer of premium windows and doors whose technically advanced products can withstand some of the toughest weather conditions on earth and are revolutionizing the way people live by unifying indoor and outdoor living spaces.

THE PGT INNOVATIONS FAMILY OF BRANDS

